



What's new in iOS and iPadOS?

13 ..?

Agenda

Welcome and Introductions - George Wagner



Part I

George Wagner

What's New in IOS
13 for Iphone?



Part II

Ed Shearin

What's new in
iPadOS?



Part III

Tips and
Tricks from
Steering
Committee.



Part IV

Questions
and
Answers?



Part I

George Wagner

Part II

Ed Shearin

What's new in iPadOS?



Source: <https://9to5mac.com/2019/09/25/ipados-13-1-top-new-features-ipad-video/>



Dark Mode

Dark Mode is the flagship feature for this year's software update. It is easier to use your device in dimly-lit or dark environments.

Dark Mode support is expansive, from special dark-infused wallpapers, to a dark dock, dark Today View widgets, dark default applications, and of course, dark third-party applications.

Dark Mode is enabled via Settings → Display & Brightness, via a handy Control Center shortcut, or via Siri.

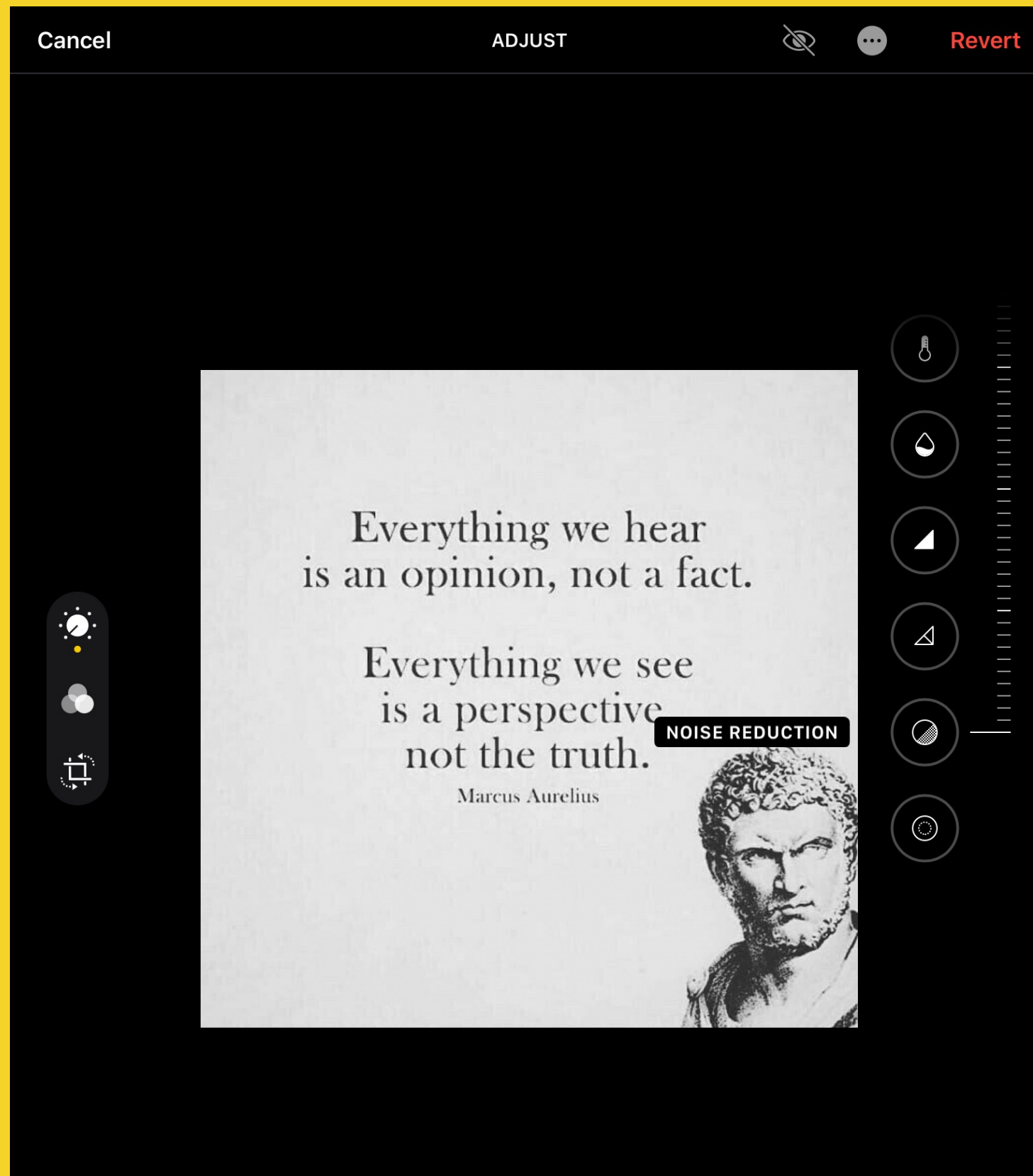


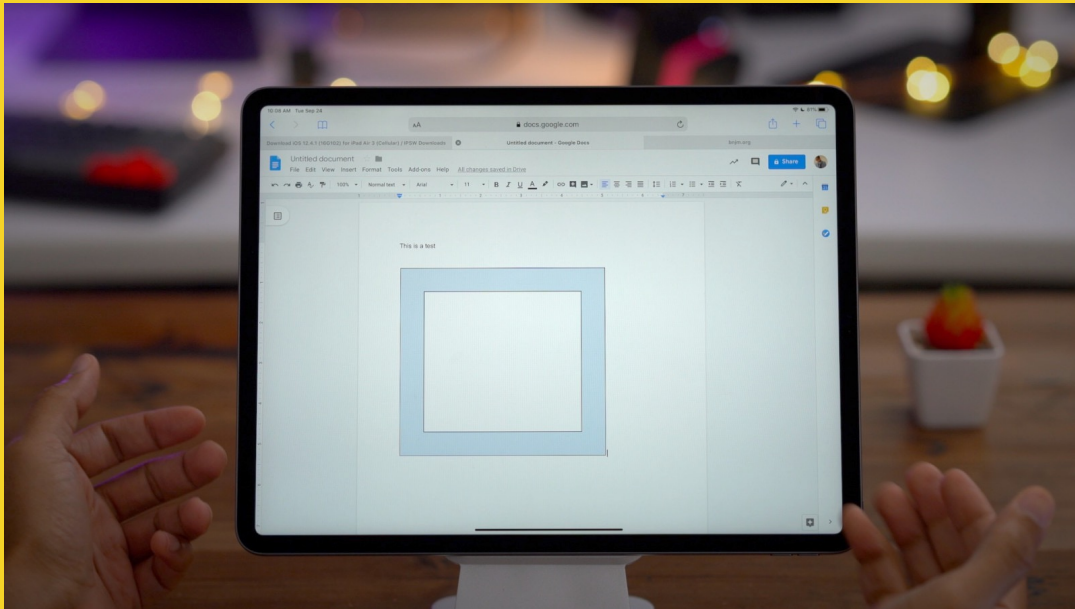
Photos app improvements

Improvements such as a new Photos tab makes it easier to see photos and videos you've shot over the last day, weeks, month, and years.

New editing tools that prove to be the most remarkable new Photos app feature. Not only will you find new tools for photos, but most of the robust photo-editing toolset is now available for editing videos for the first time.

Photos App Improvement





Desktop Class Browser

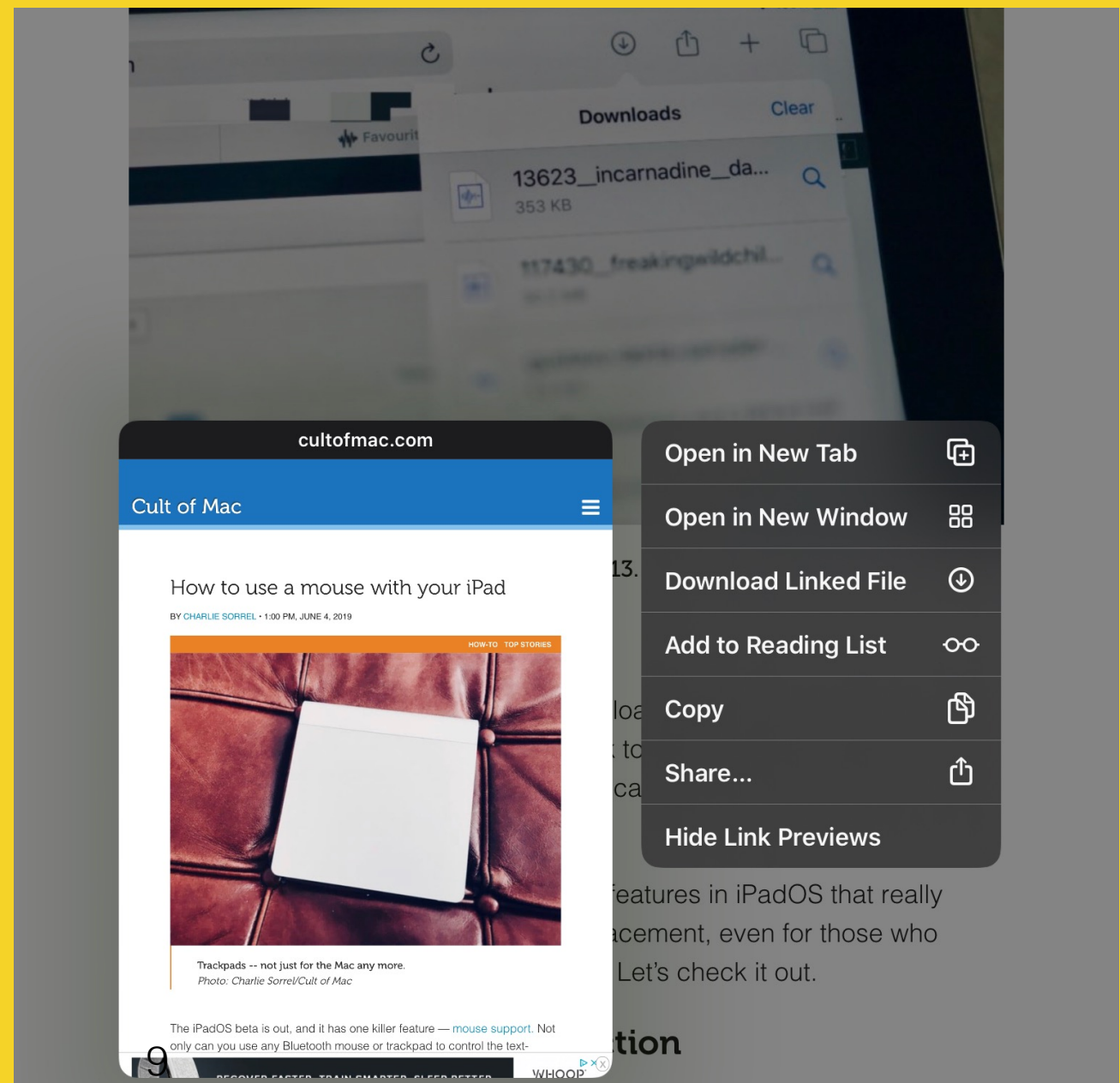
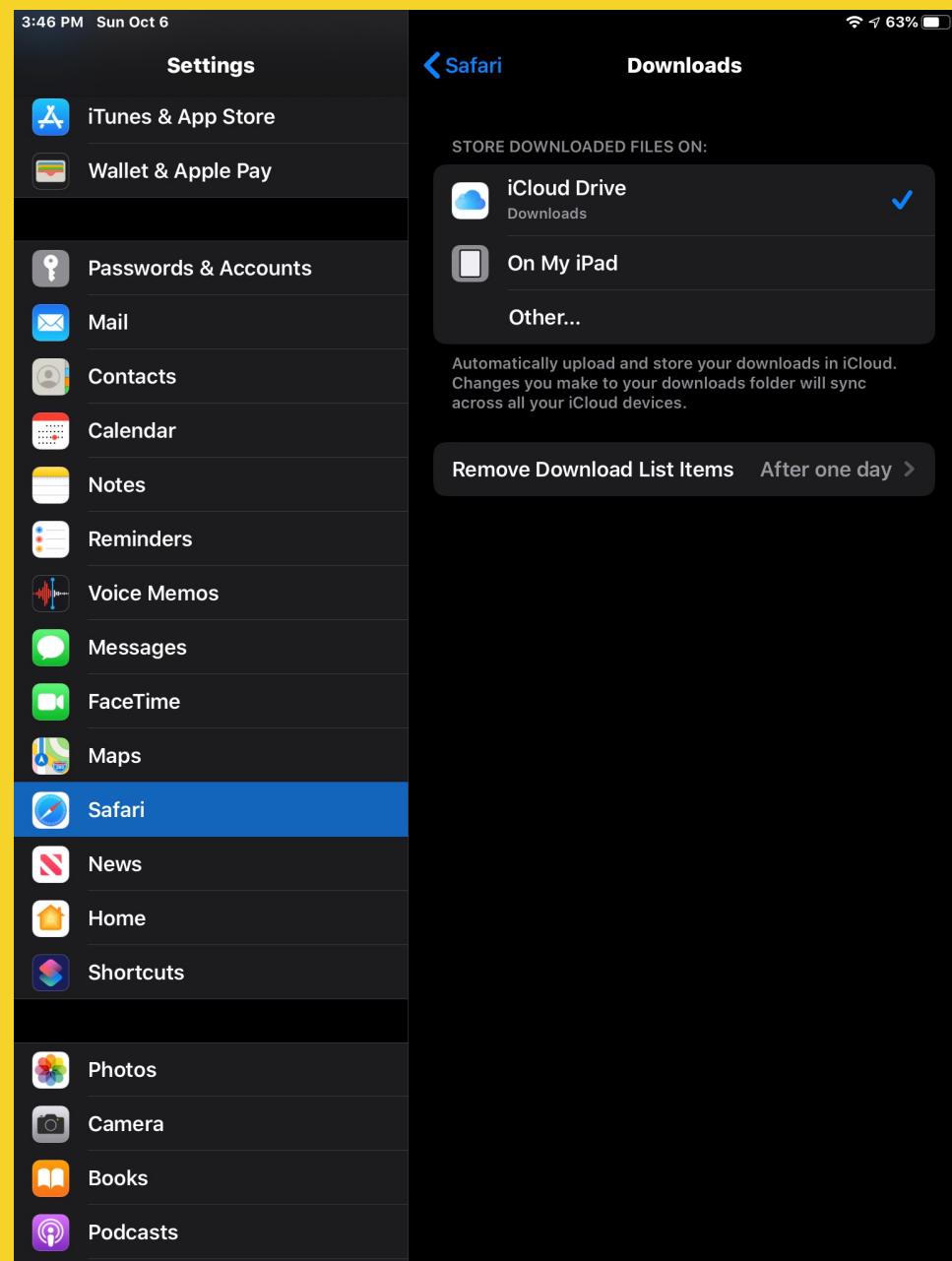
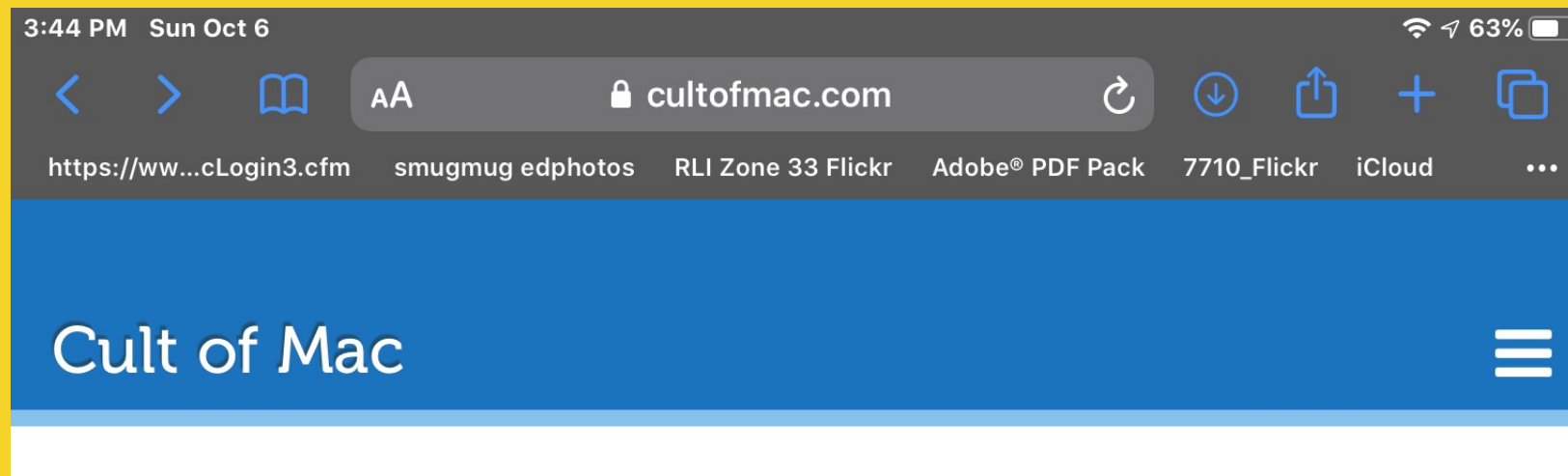
Apple acknowledges Mobile Safari's deficiencies and has improved browsing experience to include what it says is desktop-class browsing in Safari.


9to5mac put Apple's desktop claim to the test and found that while some websites, like Google Docs, performed well, improvements to other popular sites were limited in scope.

Safari Downloads

it's now possible to download pretty much anything. Safari's built-in download manager is simple, but in my experience it works well.

Safari Downloads and Reader View





File app enhancements

The Files app gets its fair share of enhancements in iPadOS 13.1 as well. Headlined by the ability to connect to external storage like USB drives and SSDs, the Files app truly becomes a hub for everything file related on iPadOS. Along with external drive support, users can connect to external servers, zip and unzip files, and view enhanced metadata.

- New column view
- SMB access
- Zip and Unzip files
- New 'Kind' sort option
- Quick actions

External drive support
iCloud Folder Sharing
Enhanced metadata
Search filters

Taking Safari Screen Shots

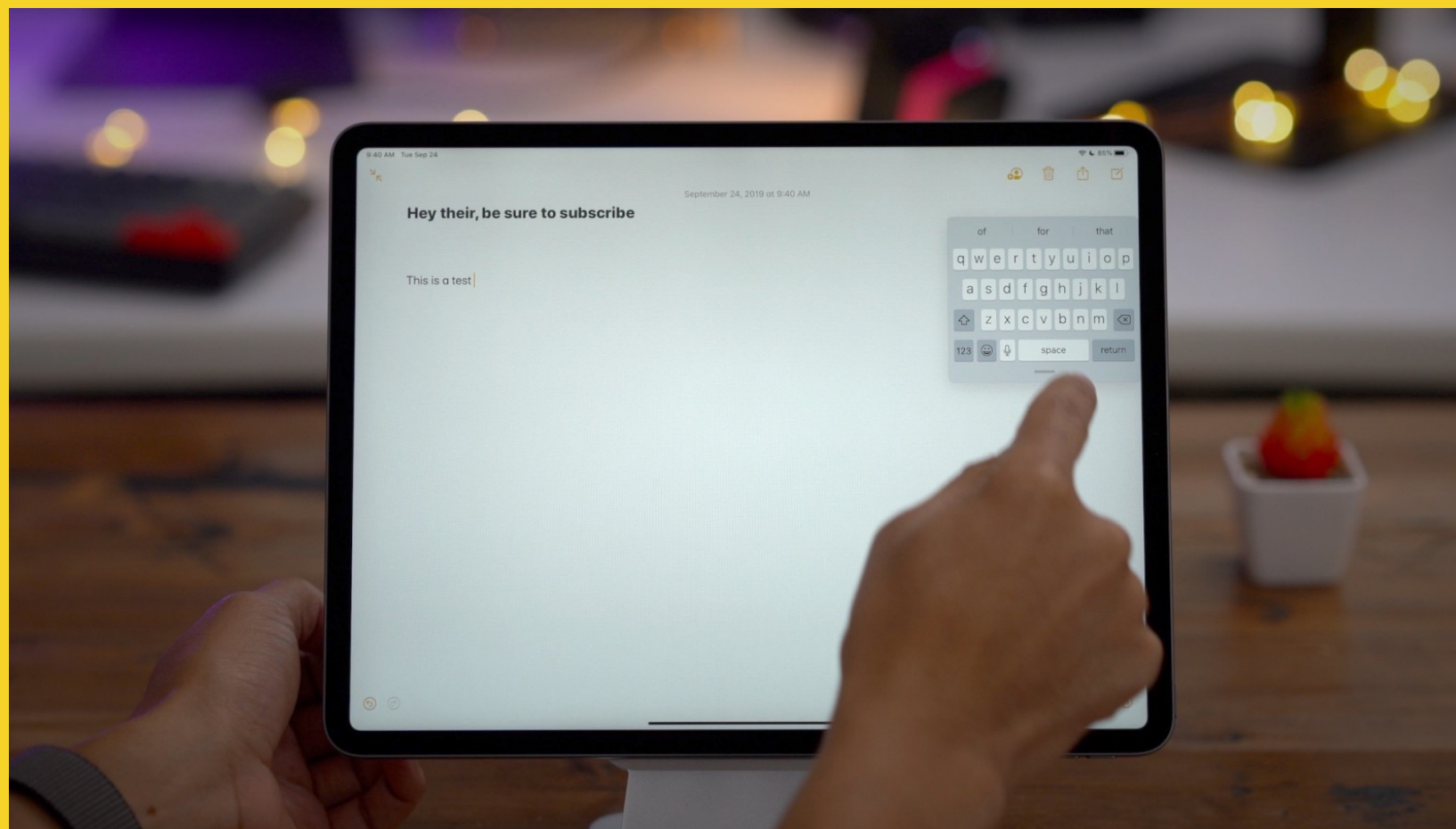
Hit ⌘⌘4 on a connected Bluetooth or USB keyboard to take a screenshot and immediately enter Markup view.

Tap ⌘⌘3 on a connected Bluetooth or USB keyboard.

Press the Home button and sleep/wake button simultaneously.

Press the top button and volume-up button simultaneously (on a USB-C iPad Pro).

Draw a line from the bottom left screen corner with the Apple Pencil.



Floating Keyboard

Why floating keyboard? Apple recognized how difficult it is to thumb type while holding the iPad, so it's introduced a new floating keyboard option in iPadOS 13.

The Floating keyboard can be accessed by selecting the button that appears after long-pressing the dismiss button in the bottom right-hand corner of the keyboard.



Keyboard shortcuts

iPadOS 13 includes lots of powerful new keyboard shortcuts for Safari and the Files app. For example, in Safari you can combine a keyboard modifier with a tap to save links to Reading List.

Safari Keyboard Shortcuts

Use default font size in Reader (Cmd + 0)

Open link in background (Cmd + tap)

Toggle downloads (Cmd + Alt)

Open link in new window (Cmd + Alt + tap)

Use selection for Find (Cmd + E)

Email this page (Cmd + I)

Open link in new tab (Cmd + Shift + tap)

Decrease Reader text size (Cmd + -)

Zoom in (Cmd + +)

Zoom out (Cmd + -)

Save webpage (Cmd + S)

Change focused element (Alt + tab)

Focus Smart Search field (Cmd + Alt + F)

Dismiss web view in app (Cmd + W)

Increase Reader text size (Cmd + +)

Download linked file (Alt + tap)

Add link to Reading List (Shift + tap)

Close other tabs (Cmd + Alt + W)

Scroll around screen (arrow keys)

Paste without formatting (Cmd + Shift + Alt + V)

New Private tab (Cmd + Shift + N)

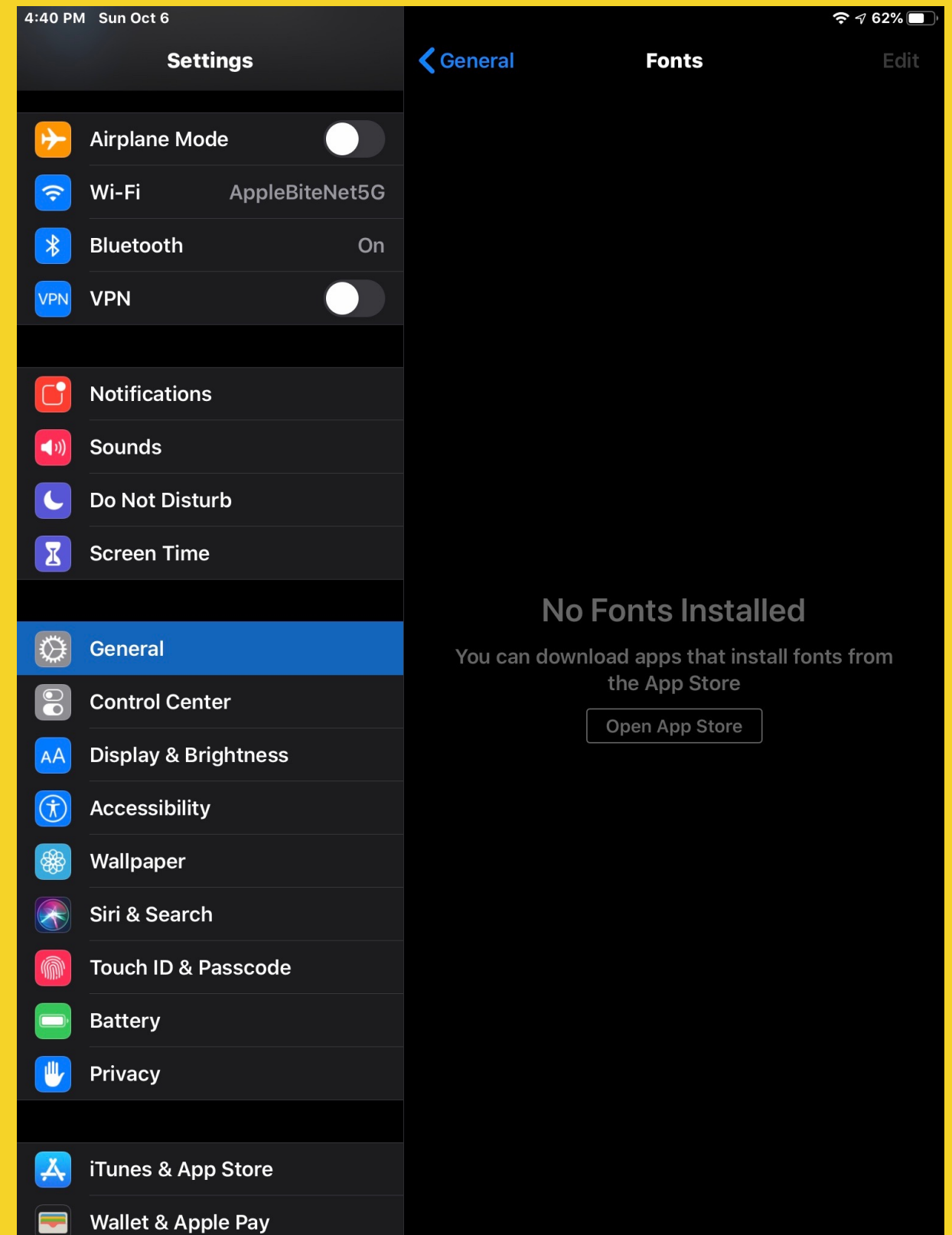
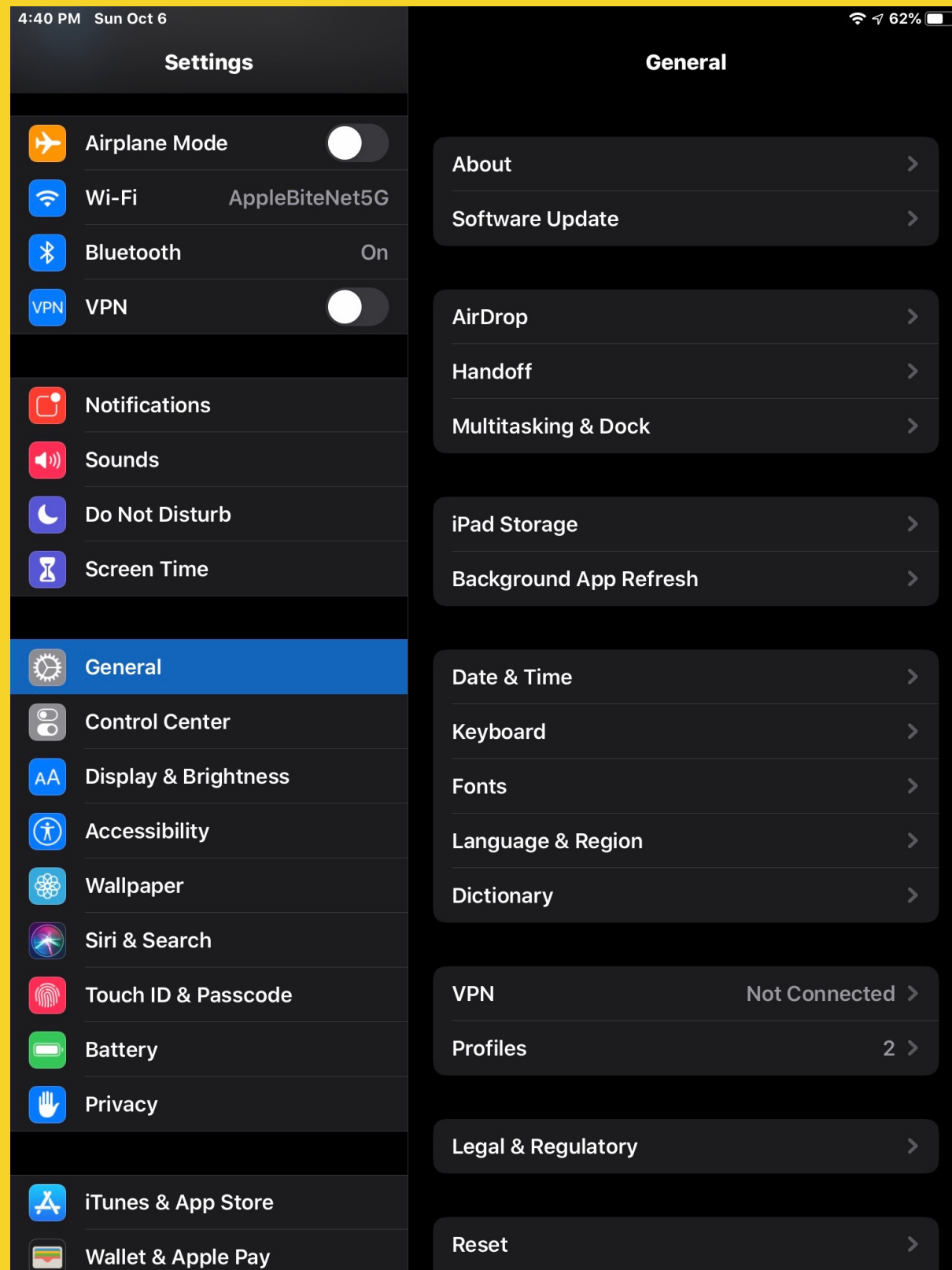
Actual size (Cmd + 0)

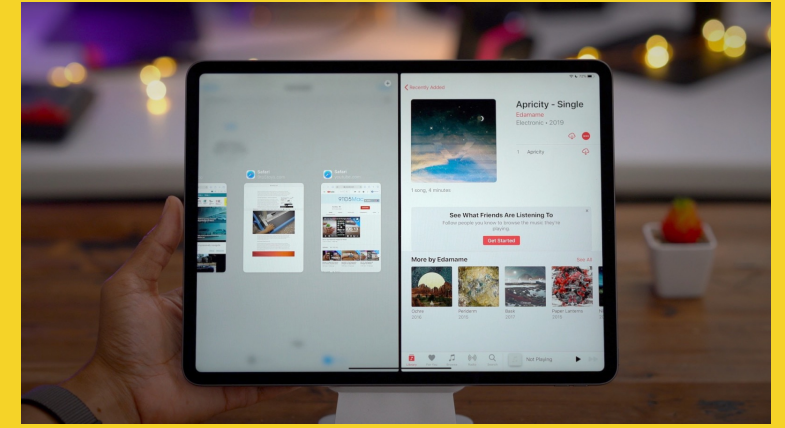
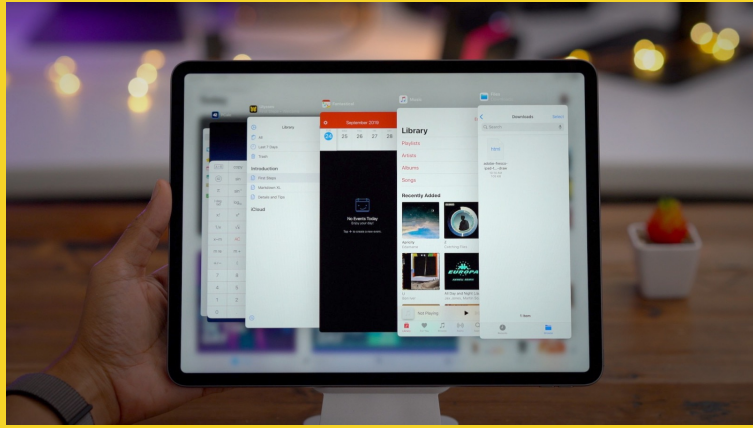
Open search result (Cmd + Return)

Toggle bookmarks (Cmd + Alt + 1)

Install and Manage fonts

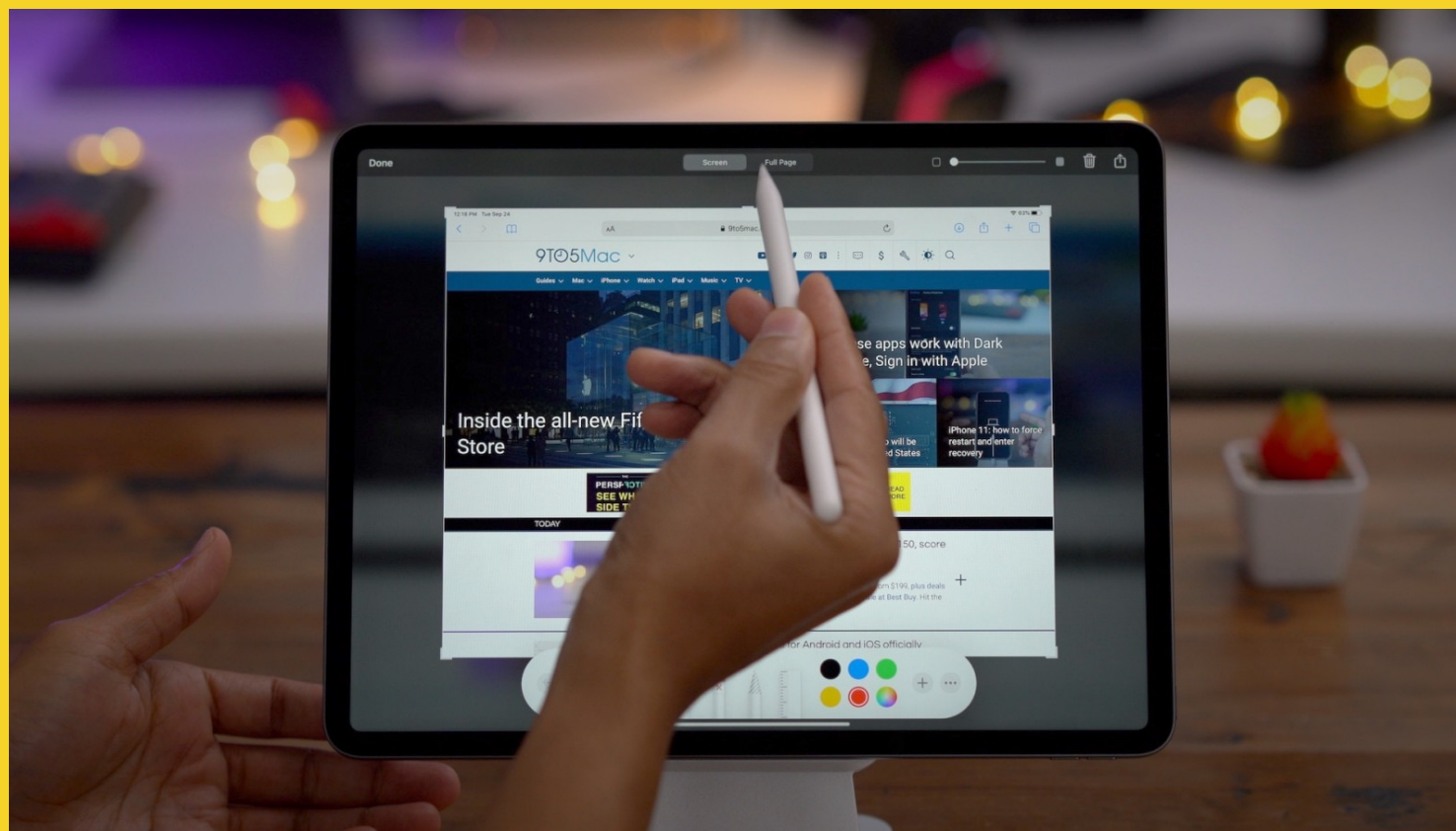
Opens up the ability to install fonts directly from the App Store.





Multitasking enhancements

- Invoke Slide Over apps from either side of the display,
- Multiple apps in Slide Over,
- Move Slide Over apps,
- Swipe between Slide Over apps,
- Slide Over app switcher,
- Close Slide Over apps,
- Move Slide Over apps to full screen or Split View.
- Multiple windows from the same app,
- Mix and match apps in multiple spaces,
- Update App Switches shows all spaces and window names,
- App Expose,
- Show app windows,
- Drag to create windows (email address, URL),
- Drag notifications to multitasking.



Reduced Apple Pencil latency

Full-page screenshots with markup

With prediction algorithms, the Apple Pencil gets reduced latency as low as 9 milliseconds. Apple says that the reduced latency will make Apple Pencil input feel all that more natural and instant, and will benefit everyone from casual notetakers to serious graphic illustrators.

Capture a screenshot of an entire document, email, or web page, and add mark it up with or without the Apple Pencil. The markup interface now includes a new pixel eraser, that allows you to erase pixel by pixel instead of being forced to erase a full stroke.



New cut, copy, and paste gestures

A long press gesture is iPadOS haptics. As a poor man's man's 3D Touch, it's a good enough compromise that allows users to access Quick Action shortcuts from the Home screen, something that was unavailable to iPad users up until now.

The new three-finger gestures for cut, copy, paste, undo, and redo during our iOS 13 Top Features video walkthrough, but as we noted, such gestures are much better suited for the larger iPad display.



Apple Arcade

The iPad is the better platform for games than the iPhone due to its larger screen and better speakers. The good news is that your Apple Arcade subscription will work across multiple Apple platforms, including the iPad. That means that you can start a game on your iPhone, and pick right up where you left off on iPad.



Bluetooth controller support Mouse accessibility support Sidecar in macOS Catalina

- **The iPad gets Xbox and Playstation 4 Bluetooth controller support. With an Apple Arcade subscription and a controller of your choice, you can easily turn your iPad into a bonafide portable gaming console.**
- **New accessibility feature allows you to use a mouse as a pointing device to navigate and interact with your iPad as if it were an extension of your finger. To enable external pointing devices, go to Settings → Accessibility → Touch → Assistive Touch → Devices → Bluetooth Devices.**
- **Sidecar support for macOS Catalina. Sidecar will allow you to extend your Mac workspace by using your iPad as an external display with Apple Pencil support.**



Part III

Tips and Tricks from the Steering Committee.

Matthew Cannizzio states “My favorite trick/feature is the **control center**. I use it multiple times a day to adjust the volumes and also to turn on and off things like do not disturb and to switch the sound to my airplay and Bluetooth speakers”.

G’Anne Sparks states “The trick I use the most on my iPad (and iMac) is **screen shot**. Don't know if this will change in iOS13, but or now on the iPad, I touch the Power button and the Home key simultaneously. It's a huge time saver.

David Day states “To **update apps** on your device when you see a **red bubble** on the **App Store icon**, you can get to the action page quickly with a press&hold on the icon. A drop down list will show an “updates” option. Similarly, to select a **WiFi network** or **Bluetooth** device without opening Settings, pull down the Control Center, then press&hold to see a drop down list. If the BT or WIFI goes off, tap again.

Ed Shearin states that his favorite tips/tricks are: When **reading a news source** like *Apple News*, *Flipboard*, *USA Today*, *News and Observer (Raleigh)*, etc. and I don’t have time to read all the articles that I like, I save the articles to “**Pocket**”. I also like “**screen shots**”, especially useful in 13 when one can annotate the screen shot. Another trick is the use of the **Control Center** where one can access actions quickly. Sometimes my iPad Pro **slows down**, I use a **hard reset** which clears memory that apps and the operating system run in (but not your data; it will still be safe) and gives your iPad a fresh start. How to do a hard reset: 1) **Hold down** the home and on/off buttons at the same time, 2) **Continue holding** the buttons even after the slider appears on the screen. The screen will eventually go black and 3) when the **Apple logo** appears, let go of the buttons and let the iPad start up like normal.



Part IV

Questions and Answers?

Sandy Watson asks “I can get a free iPhone upgrade next month. I have an XR at present. And that’s my question. Should I or shouldn’t I upgrade to the iPhone 11?”

Selected Resources for iOS 13

- **Use Search on your iPhone, iPad, or iPod touch:** <https://support.apple.com/en-au/HT201285>
- **External drive support in iOS 13 makes it possible to easily share files with a Kindle** <https://9to5mac.com/2019/06/18/ios-13-external-files-kindle/>
- **How to take advantage of the photo-editing tools in iOS 13 and iPadOS 13** <https://www.macworld.com/article/3444942/how-to-take-advantage-of-the-photo-editing-tools-in-ios-13-and-ipados-13.html>
- **iOS 13 and iPadOS: Every important feature you should know** <https://www.cnet.com/how-to/ios-13-and-ipados-every-important-feature-you-should-know/>
- **Looking to upgrade your iPhone? Buy the 11 because it's all you need and more.** <https://sea.mashable.com/tech/6616/looking-to-upgrade-your-iphone-buy-the-11-because-its-all-you-need-and-more>
- **9 new features in iOS 13 you'll use time and time again** <https://www.usatoday.com/story/tech/columnist/2019/10/10/kim-komando-shows-9-great-new-features-apples-ios-13-release/3866143002/>
- **How to Use and Customize Control Center in iOS 13, iPadOS** <https://www.pcmag.com/feature/356932/how-to-use-and-customize-control-center-in-ios-13-ipados>
- **How to Use the Files App in iOS 13 and iPadOS** <https://www.pcmag.com/feature/358012/how-to-use-the-files-app-in-ios-13-and-ipados>